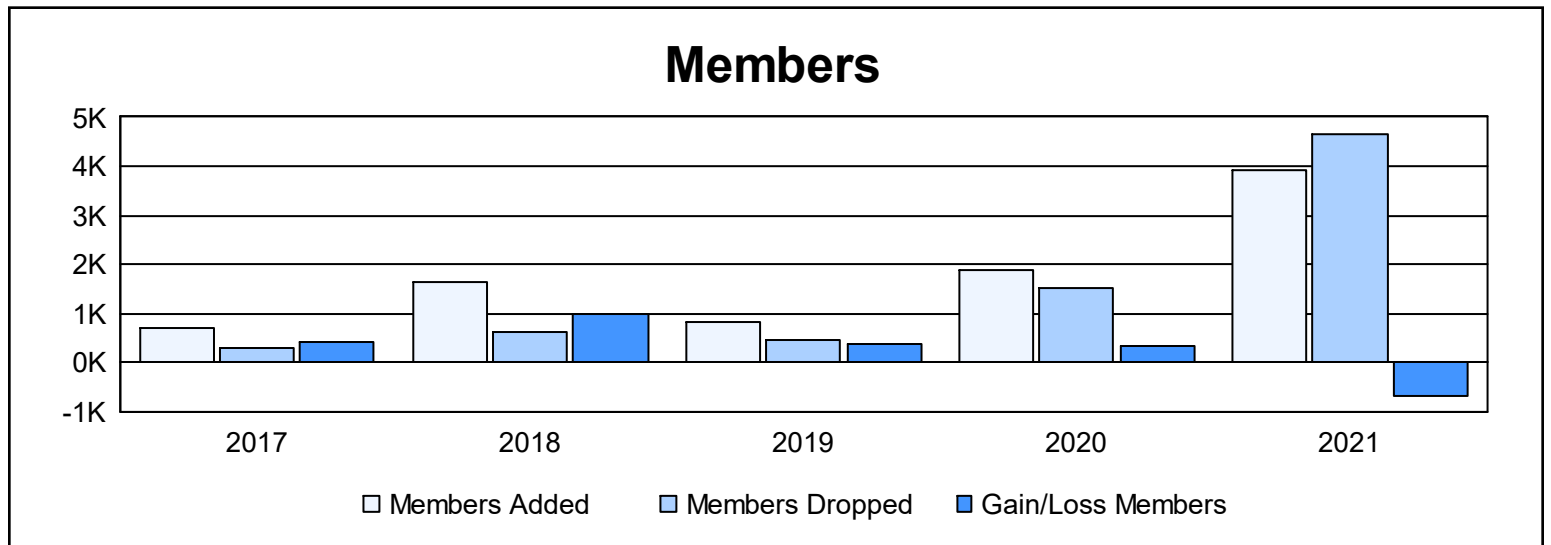
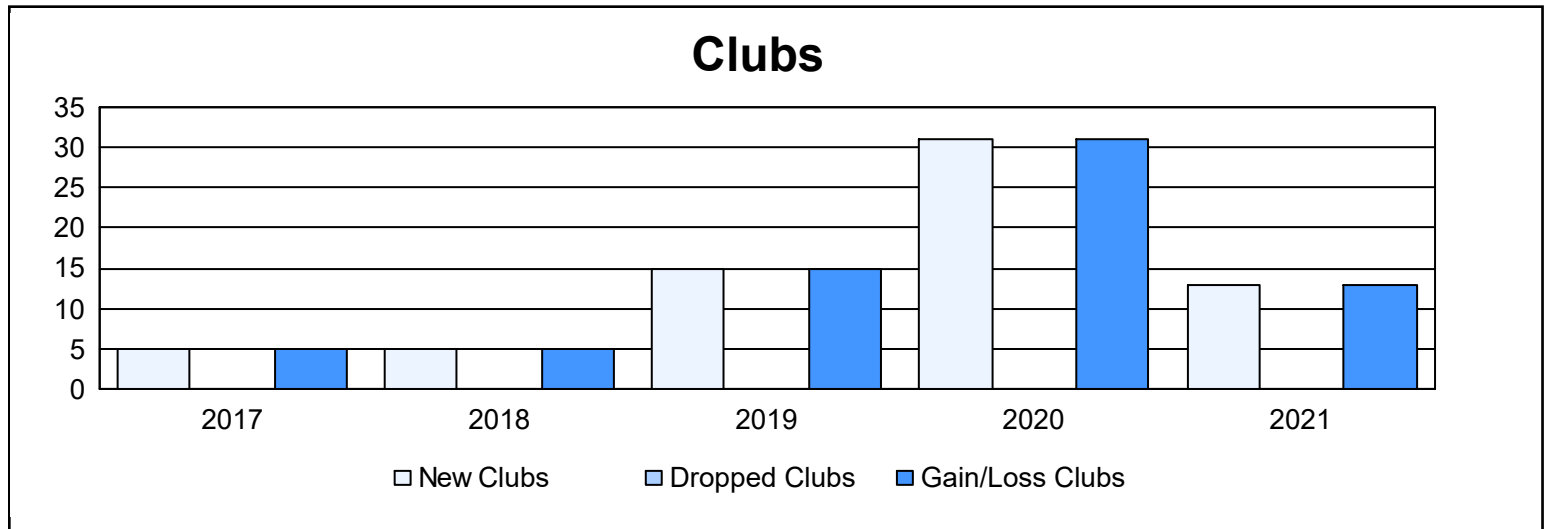
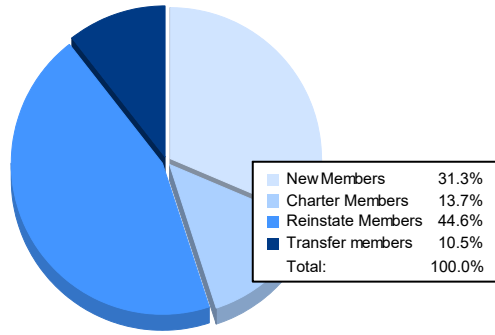


Year	New Clubs	Dropped Clubs	Gain/ Loss Clubs	New Members	Charter Members	Reinstate Members	Transfer Members	Total Member Added	Total Members Dropped	Gain/ Loss Members
2016-2017	5	0	5	502	144	59	7	712	294	418
2017-2018	5	0	5	1,288	160	162	18	1,628	625	1,003
2018-2019	15	0	15	365	362	95	5	827	458	369
2019-2020	31	0	31	947	724	162	39	1,872	1,528	344
2020-2021	13	0	13	1,231	538	1,755	413	3,937	4,634	-697
<b>Average</b>	<b>14</b>	<b>0</b>	<b>14</b>	<b>867</b>	<b>386</b>	<b>447</b>	<b>96</b>	<b>1,795</b>	<b>1,508</b>	<b>287</b>



### Membership Composition June 2021 Cumulative



### Gender Composition June 2021 Cumulative

